SCORPION RED POWER

SCORPION // FITTING INSTRUCTIONS

HAND BUILT IN ENGLAND

Bike	KTM 390 Duke	**Part No.**	PKT-92
Year	2021-Current	**Fit Kit**	Z039.10703
Notes	Where not supplied use original fittings	**dB Killer**	SCEXDBK47 (TYPE PB)

Estimated Fitting Time: 60 Minutes

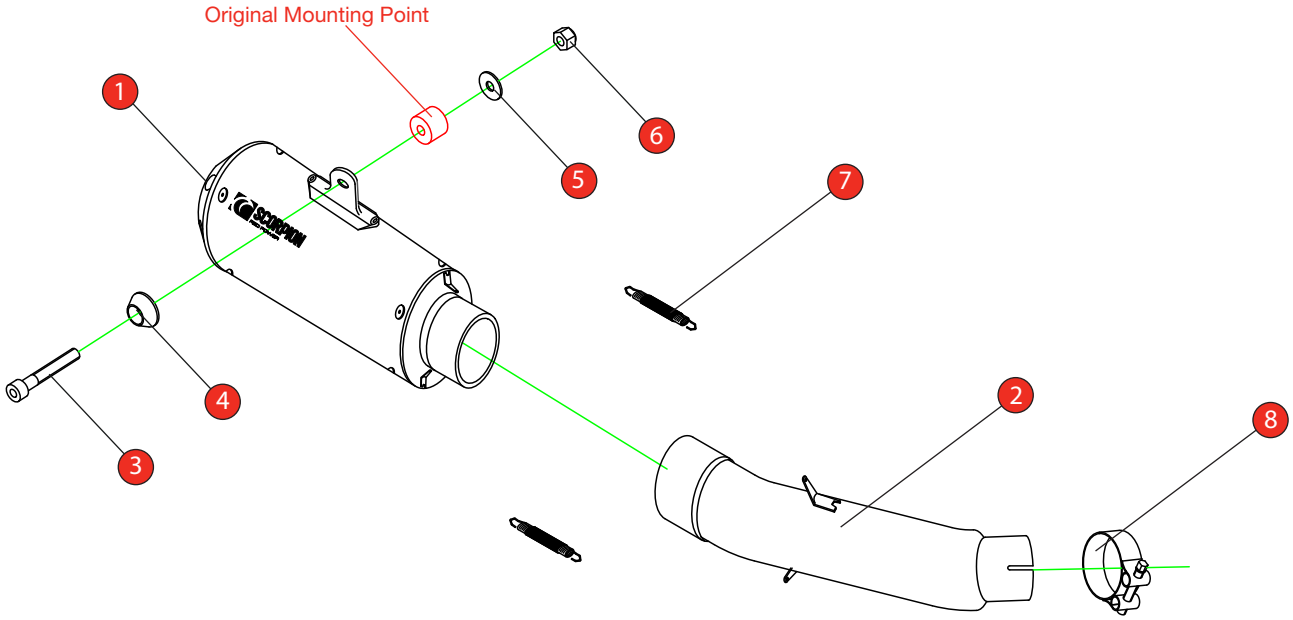

NO.	PART NO.	DESCRIPTION	QTY
1	PSC459	Red Power Silencer	1
2	CP1142	Connecting Pipe	1
Fit Kit - Z039.10703			
3	Z017.10075	M8 x 35mm Cap Head Bolt	1
4	Z026.20068	Alloy Bolt Finisher	1
5	Z017.10825	M8 x 25mm Washer	1
6	Z017.10062	M8 Nyloc Nut	1
7	Z028.10030	Rubber Coated Spring	2
8	Z016.10008	43-47mm Clamp	1

DATE	18/11/21
ISSUE	00
AUTHORISED	S.Shipley

NOTE: ENSURE SCORPION SYSTEM IS CLEAR OF MOVING PARTS AND ALL ORIGINAL FUNCTIONS WORK CORRECTLY.

SCORPION RED POWER

SCORPION // FITTING INSTRUCTIONS

HAND BUILT IN ENGLAND

Bike	KTM 390 Duke	Part No.	PKT-92
Year	2021-Current	Fit Kits	Z039.10703
Notes	Where not supplied use original fittings	dB Killer	SCEXDBK47 (TYPE PB)



A) Loosen original exhaust clamp.

B) Support the weight of the system and remove the silencer bolt.

C) Remove the system from the bike.

D) Ensure the original gasket remains with the rear silencer. This is not required with the Scorpion system.

E) Slide the Scorpion connecting pipe along with the clamp onto the centre silencer. Do not tighten the clamp at this point

F) Slide Scorpion rear silencer onto connecting pipe.

G) Attach the silencer to the original mounting point using the supplied hardware in the order shown on the diagram above.

H) Fit the supplied springs between the spring hoops.



Bike	KTM 390 Duke	Part No.	PKT-92
Year	2021-Current	Fit Kits	Z039.10703
Notes	Where not supplied use original fittings	dB Killer	SCEXDBK47 (TYPE PB)

I) Tighten the exhaust clamp.

J) When fitted take bike for a short ride to ensure all functions are correct. Once the bike & exhaust are cool enough check all nuts and bolts are still secure.

SCORPION RED POWER

SCORPION // FITTING INSTRUCTIONS

HAND BUILT IN ENGLAND

Bike	KTM 390 Duke	**Part No.**	PKT-92
Year	2021-Current	**Fit Kit**	Z039.10703
Notes	Where not supplied use original fittings	**dB Killer**	SCEXDBK47 (TYPE PB)

Estimated Fitting Time: 60 Minutes

Thank you for purchasing your Scorpion Silencer.
Care of your exhaust: Please refrain from cleaning silencer with heavy solvents or abrasives!

Vielen Dank Fur den kauf eines Scorpion Schalldampfers! Pflegehinweis: Bitte verwenden Sie niemals Scheuermittel oder aggressive Reiniger zur Pflege Ihres Auspuffes!

Merci d'avoir choisi un echappement Scorpion.
Entretien de votre silencieux: Ne pas utiliser de solvants ou de produits abrasifs!

"Muchas gracias por adquirir un Silencioso Scorpion. Le recomendamos no limpiar el silencioso con productos abrasivos o aquellos que contengan disolventes."