

30401 BMW F900R Handguards Fitting Instructions

Kit Includes:

2X	C30203	Handguards (pair)
2X	CFK30401	Brackets (pair)
2X	CSPA0042	Spacer
4X	CBOL2168	M5 X 16mm Bolt
4X	CNUT0150	M5 Nyloc Nut
4X	CSPA0043	M5 Collar

- Remove the bar ends from both sides of the handlebars.
- Remove the mirrors from the motorcycle.
- Loosely attach the brackets to each mirror mounting - the smaller bracket is fitted on the left-hand side of the motorcycle (**see Fig 1 & 2**).
- Loosely attach the handguards to the bar ends as shown in **Fig 3**.
- Loosely attach the brackets to the handguards using the M5 fittings supplied (**see Fig 4**).
- Now tighten all of the fixing points and adjust the mirror mounting points if required - this can be achieved by adjusting the two nuts on the mounting point of the mirrors.
- Check fixings periodically.

Fig 1




Fig 2




Fig 3

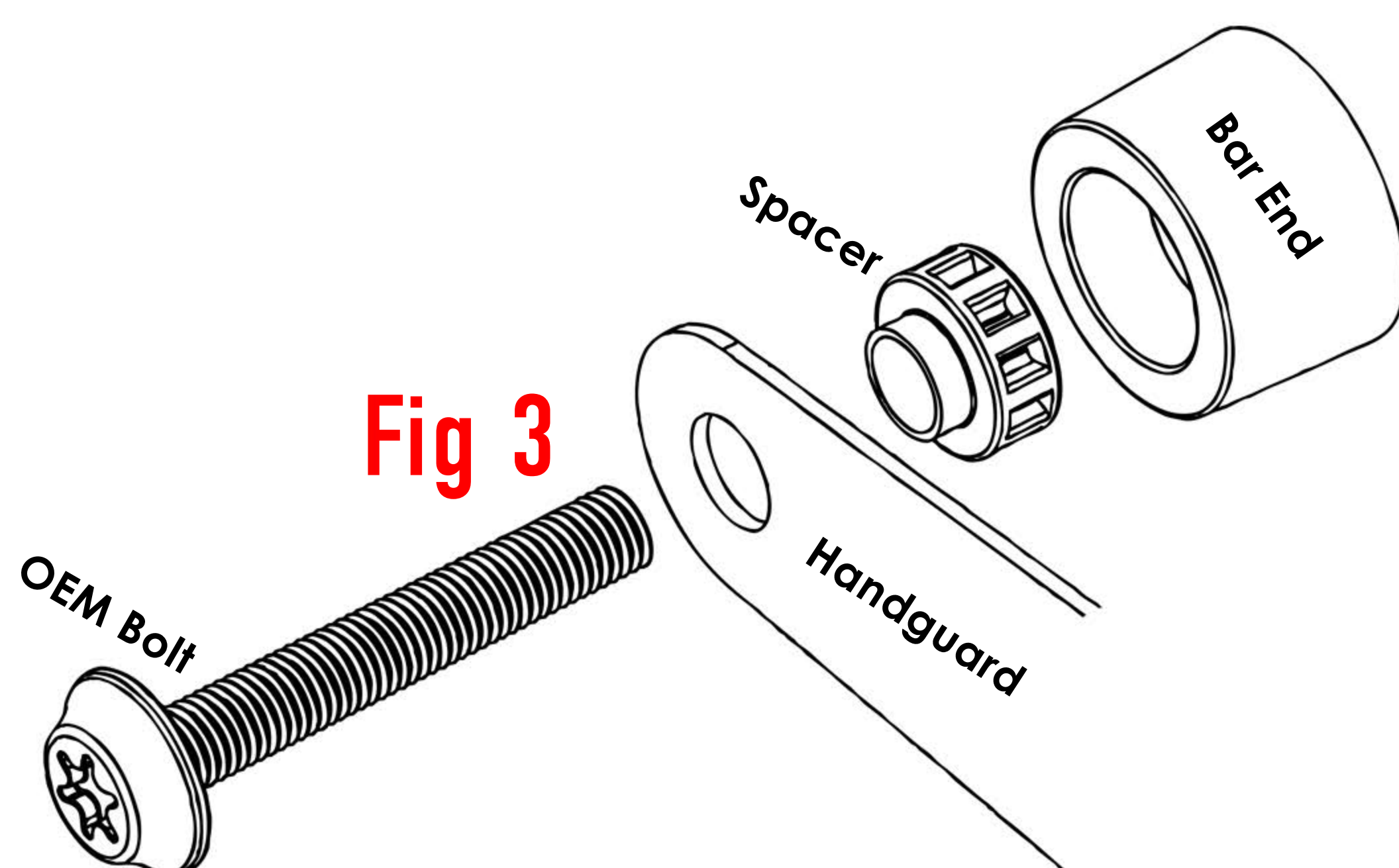
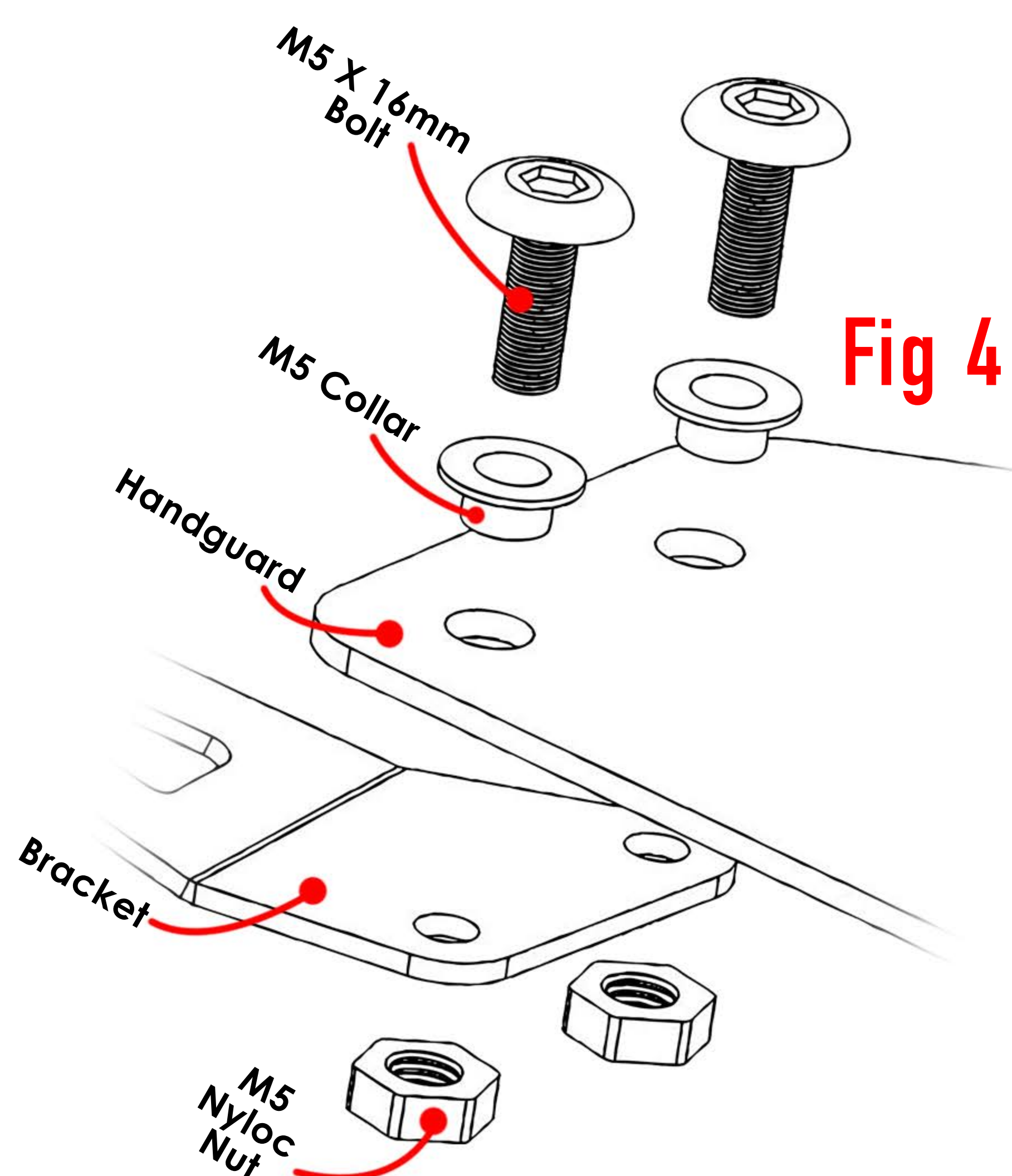


Fig 4



Any questions?
sales@pyramid-plastics.co.uk
+44 (0)1427 677990
www.pyramid-plastics.co.uk



Follow us on social media and
feel free to leave us a review!